

**De-fence - Safety Guarding System****NEW De-fence**

Our new De-fence system is a truly modular safety guarding system. It has been designed from the ground up to be simple to use, flexible and configurable to the widest range of applications.

**Key Features**

- \* Can be used in two heights 1250 & 2410mm.
- \* Off the shelf standard panels, posts and accessories.
- \* Ease of installation using basic tools.
- \* Easily extended, relocated or removed and replaced.
- \* All steel construction with standard powder coat finish.
- \* Designed to comply with AS4024.1

**Applications**

- \* Machinery guarding.
- \* Pedestrian control fencing.
- \* Forklift separation.
- \* Zoning of workspaces.
- \* Quarantining areas.
- \* Lockable stores.
- \* Animal enclosures.
- \* Automation workcells.



## Single De-fence - 1250mm high




### Single De-fence

With a height of 1250mm the **Single De-fence** is designed for pedestrian management and forklift separation requirements.


Stock panels and posts can be mixed and matched in any combination to achieve a desired layout. All posts are predrilled on all four sides ready to accommodate our standard panel brackets.

**Note:** Single De-fence and Double De-fence are fully compatible with each other. Double De-fence posts will also accommodate single De-fence panels.




### Post bases

Post bases are made from heavy 4mm thick mild steel fully welded to the posts. Fixed to the ground using two 12mm in-ground anchors. When the post is removed the floor is left flush with no protrusions.



### 180° Swing

Our unique bushing system means panels can swing through over 180°. This feature allows panels to come off the posts at any angle.

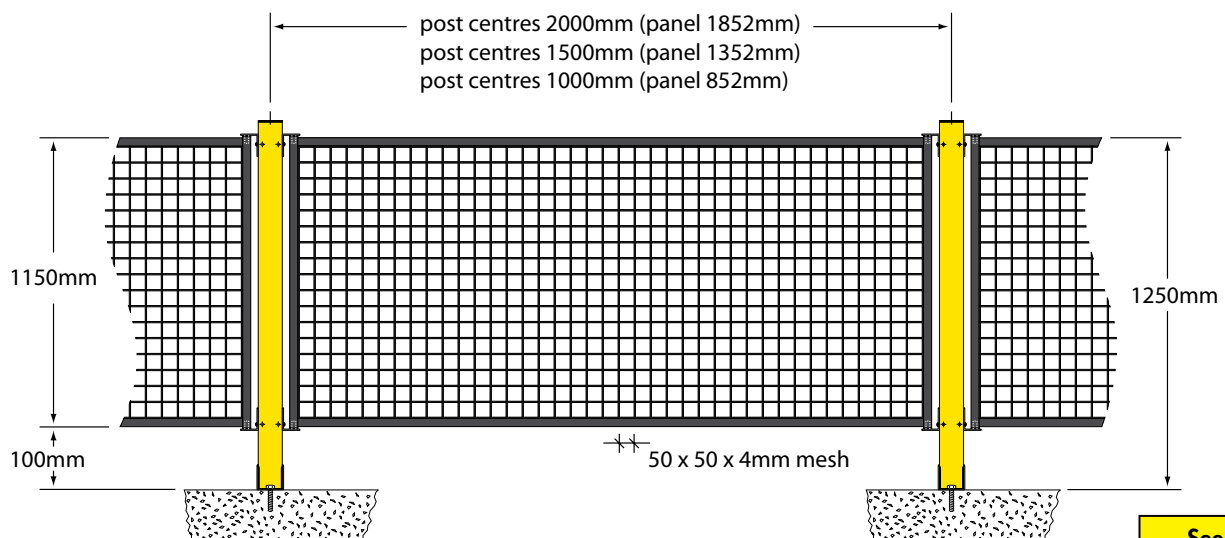


### Four Way Connectivity

All posts are pre-drilled on all four sides, ideal for multi-sided enclosures or changes in direction.

## Value Features

- \* Design flexibility.
- \* Stock components.
- \* Simple installation using basic tools.
- \* 1250 or 2410mm high options.
- \* Custom in-fill panels by request.
- \* 50 x 50 x 4mm standard mesh infill.
- \* Any panel can be simply converted to a gate.
- \* Compatible with 2410 high De-fence.



Single height De-fence

**See Page 26**  
for ordering details

## Double De-fence - 2410mm high

### Double De-fence

At 2410mm high our **Double De-fence** is ideally suited to machinery guarding and zoning of workspaces. Double De-fence is designed to comply with Australian Standard AS4024.1 - Safety of machinery. As with single De-fence panels and posts can be mixed and matched as required. All double De-fence posts are pre-drilled on all four sides to accept two standard panels stacked vertically.



### No rattles

All panel to post connections on De-fence are bushed. This means that the entire system is rattle-free.



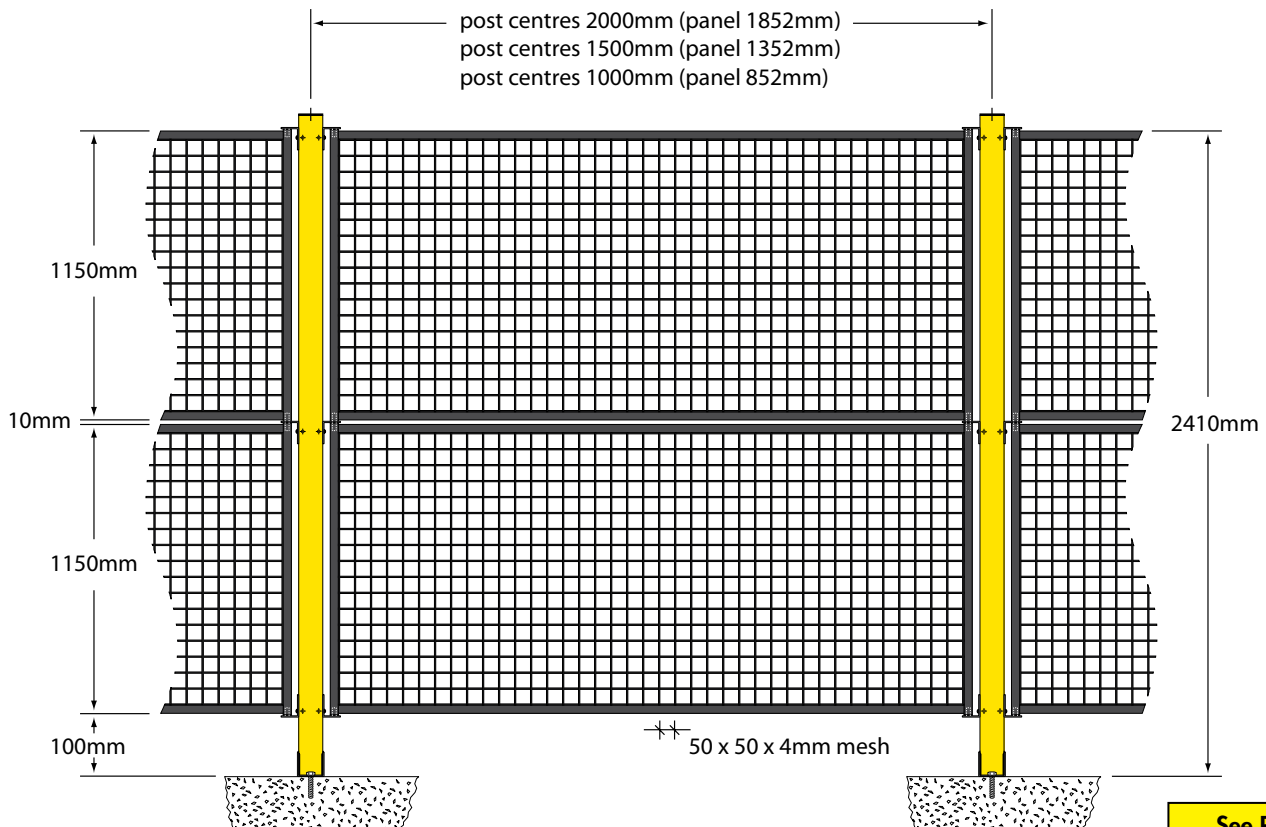
### 50 x 50 Mesh

50 x 50 x 4mm mesh is the standard in-fill to our stock panels. Custom in-fills are available on request.



### Gate


With De-fence any fixed panel becomes a gate simply by removing the panel brackets from one side and pivoting on the other, left hand or right hand. A choice of latch systems completes the gate.



Double height De-fence

**See Page 26**  
for ordering details


## De-fence Components



### DF-SPB

#### Standard Panel bracket


This bracket provides universal panel mounting where no side adjustment is required.



### DF-APB

#### Adjustable panel bracket

Use in place of DF-SPB where side adjustment is required. Allows for up to 12mm of adjustment.



### DF-PCB

#### Panel connector bracket

Used on double De-fence for joining upper and lower panels.



### DF-SGB

#### Self-closing gate bracket

Use as either the top or bottom gate hinge. Allows tension adjustment for gate closure. (Use only 1 per gate.)

## Specifications

### Posts

<b>Description:</b>	Pre-drilled SHS posts.
<b>Material:</b>	75 x 75 x 2.5 SHS.
<b>Finish:</b>	Yellow powder coat.
<b>Height:</b>	1300 or 2460mm
<b>Width:</b>	75 x 75mm
<b>Foot print:</b>	200 x 84mm
<b>Weight:</b>	1300mm - 7.4kgs, 2460mm 12.0kgs.
<b>Installation:</b>	2 off M12 Drop-in shell anchors. 2 off M12x30 Hex. head bolts with washers (Supplied).

### Panels/Gates

<b>Description:</b>	Modular mesh panels.
<b>Material:</b>	Mesh- 50 x 50 x 4mm. Frame- 38 x 25 x 1.6 RHS
<b>Finish:</b>	Black powder coat.
<b>Height:</b>	1150mm
<b>Width:</b>	2000 / 1500 / 1000 post centres
<b>Weight:</b>	7.5kgs per metre approx.
<b>Installation:</b>	panel brackets (ordered separately).

### Brackets

<b>Description:</b>	Panel to post connecting brackets. (4 types)
<b>Material:</b>	4mm mild steel.
<b>Finish:</b>	Black powder coat.
<b>Weight:</b>	Approx. 300grams
<b>Installation:</b>	2 off M8x15 Hex, head bolts with washers (Supplied).

**Note: Panel brackets are supplied with bushes, bolts and all necessary fittings.**

PART No.	DESCRIPTION
DFP1300	Post 1300 x 75 x 75mm with fixings.
DFP2460	Post 2460 x 75 x 75mm with fixings.
DFP2000	Panel 2000 x 1150mm, Post Centres.
DFP1500	Panel 1500 x 1150mm, Post Centres.
DFP1000	Panel 1000 x 1150mm, Post Centres.
DF-SPB	Standard panel bracket kit.
DF-APB	Adjustable panel bracket kit.
DF-PCB	Panel connector bracket kit.
DF-SGB	Self-closing gate bracket kit.
BGK2	Post In-ground kit.



## De-fence Gates

Such is the versatility of the De-fence system that any panel or panels can be converted to gates at any time, simply by removing the panel brackets from one side. This allows the panel to swing on the remaining brackets.

Gates can swing left or right and can open in or out. Bushes ensure that gates swing quietly and smoothly for the life of the installation.

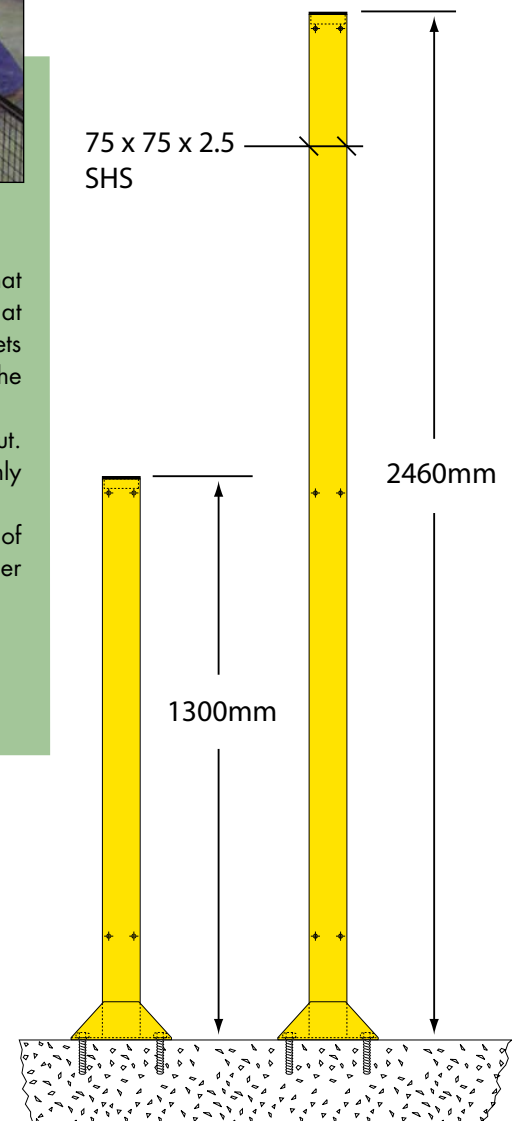
**Gate latches** are available depending on level of access required. These can be discussed further when ordering.

### "DUTY OF CARE"

Workcover authorities now require separation of pedestrian and vehicle traffic in the work place. It is an employers legal duty of care to protect employees, visitors and contractors through the use of exclusion zones to isolate pedestrians from vehicles, in particular forklift's.



BGK2 Below ground kit



Posts - surface mount (existing slab)